

How to Order?

Series No.	O.D. of Tube	Thread Size	Fitting Material	Thread Type
SPU	04: 4mm	M5: M5	S1: SS316	P: PT
SPE	06: 6mm	M6: M6	S2: SS304	G: G
SPV	08: 8mm	01: 1/8"		T: NPT
...	10: 10mm	02: 1/4"		
	12: 12mm	03: 3/8"		
		04: 1/2"		

Order example:

SPC series stainless steel fitting, for 4mm OD tube, PT1/8" port size, SS316 material, ERP code is : SPC04-01S1P
 Note: If both sides with tube, then show the size accordingly, If the size is the same, then only show one. For example, SPU fitting, both for 6mm OD tube, SS316 material, ERP code is : SPU 06 S1

Model

SPC	Model	B	ΦC	ΦD	E	F	R, N	L	g	Main Dimension
	SPC04-01	8	09	04	14.7	S10	1/8	21.4	90.5	
	SPC04-02	11	09	04	14.7	S14	1/4	23	20.0	
	SPC06-01	8	11	06	16.4	S12	1/8	21.7	8.5	
	SPC06-02	11	11	06	16.4	S14	1/4	23.2	17.5	
	SPC06-03	11	11	06	16.4	S17	3/8	23.2	26.5	
	SPC06-04	14.5	11	06	16.4	S22	1/2	28.5	57	
	SPC08-01	8	13.7	08	16.8	S14	1/8	26.7	13.5	
	SPC08-02	11	13.7	08	16.8	S14	1/4	24.7	15.5	
	SPC08-03	11	13.7	08	16.8	S17	3/8	24.7	22.5	
	SPC08-04	14.5	13.7	08	16.8	S22	1/2	28.6	55.5	
	SPC10-01	8	15.5	10	18.4	S17	1/8	28.5	25	
	SPC10-02	11	15.5	10	18.4	S17	1/4	29.5	26	
	SPC10-03	11	15.5	10	18.4	S17	3/8	26.1	23	
	SPC10-04	14.5	15.5	10	18.4	S22	1/2	28.5	48.5	
	SPC12-02	11	18.7	12	19.2	S19	1/8	31.5	32	
	SPC12-03	11	18.7	12	19.2	S19	1/4	28	28	
	SPC12-04	14.5	18.7	12	19.2	S22	1/2	28.5	44	
	SPC12-06	14.5	18.7	12	19.2	S27	3/4	29.5	79.5	
	SPC14-02	11	20.6	14	20	S19	1/4	31	37	
	SPC14-03	11	20.6	14	20	S19	3/8	31	40.5	
	SPC14-04	14.5	20.6	14	20	S22	1/2	30.5	43.5	
	SPC14-06	14.5	20.6	14	20	S27	3/4	29.5	6.9	
	SPC14-1"	16	20.6	14	20	S34	1"	31.5	123	
	SPC16-03	11	22.6	16	19.7	S22	3/8	31.9	51	
	SPC16-04	14.5	22.6	16	19.7	S22	1/2	32.4	—	
	SPC16-06	14.5	22.6	16	19.7	S27	3/4	29.5	65	
	SPC16-1"	16	22.6	16	19.7	S34	1"	29.4	12.9	

SPU	Model	ΦC	ΦD	E	L	g	Main Dimension
	SPU04	9	04	14.7	33	13	
	SPU06	11	06	16.4	36	11.5	
	SPU08	13.7	08	16.8	36	20	
	SPU10	15.5	10	18.4	39	27.5	
	SPU12	18.7	12	19.2	40	38.5	
	SPU14	20.6	14	20	40	51	
	SPU16	22.6	16	19.7	41	52.5	


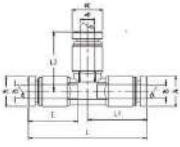
Model


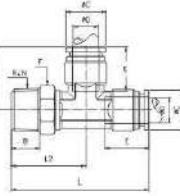
SPCF	Model	B	ΦC	ΦD	E	F	R, N	L	g	Main Dimension
	SPCF04-01	9	9	04	14.7	S12	1/8	26	17	
	SPCF04-02	12	9	04	14.7	S17	1/4	29	23	
	SPCF06-01	9	11	06	16.4	S12	1/8	27.5	19	
	SPCF06-02	12	11	06	16.4	S17	1/4	30.5	23.5	
	SPCF06-03	12	11	06	16.4	S19	3/8	30.5	28	
	SPCF06-04	15.5	11	06	16.4	S24	1/2	34.5	33	
	SPCF08-01	9	13.7	08	16.8	S14	1/8	27.8	23	
	SPCF08-02	12	13.7	08	16.8	S17	1/4	30.5	25	
	SPCF08-03	12	13.7	08	16.8	S19	3/8	30.5	28	
	SPCF08-04	15.5	13.7	08	16.8	S24	1/2	34.5	35	
	SPCF10-01	9	15.5	10	18.4	S17	1/8	29.2	38	
	SPCF10-02	12	15.5	10	18.4	S17	1/4	32	26	
	SPCF10-03	12	15.5	10	18.4	S19	3/8	32	28	
	SPCF10-04	15.5	15.5	10	18.4	S24	1/2	36	39.5	
	SPCF12-02	12	18.7	12	19.2	S19	1/8	32.5	35	
	SPCF12-03	12	18.7	12	19.2	S19	1/4	32.5	31	
	SPCF12-04	15.5	18.7	12	19.2	S24	3/8	36.4	42	
	SPCF14-02	12	20.6	14	20	S22	1/2	32	64	
	SPCF14-03	12	20.6	14	20	S22	1/4	32	60	
	SPCF14-04	15.5	20.6	14	20	S24	1/2	36	47	
	SPCF16-03	12	22.6	16	19.7	S22	3/8	33	65	
	SPCF16-04	15.5	22.6	16	19.7	S22	1/2	37	60	


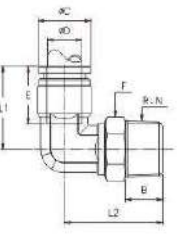
SPV	Model	ΦC	ΦD	E	L	g	Main Dimension
	SPV-04	9	04	14.7	17.5	11	
	SPV-06	11	06	16.4	21.1	16	
	SPV-08	13.7	08	16.8	22	24	
	SPV-10	15.5	10	18.4	24.6	34	
	SPV-12	18.7	12	19.2	28.8	53.5	
	SPV-14	20.6	14	20	27.8	—	
	SPV-16	22.6	16	19.7	34.7	—	

SPB	Model	B	ΦC	ΦD	E	F	R, N	H	L1	L2	g	Main Dimension
	SPB 04-01	8	9	04	14.7	S12	1/8	20.5	17.4	34.8	19.5	
	SPB 04-02	11	9	04	14.7	S14	1/4	24	17.4	34.8	23	
	SPB 06-01	8	11	06	16.4	S12	1/8	21	21.1	42.2	25.5	
	SPB 06-02	11	11	06	16.4	S14	1/4	25	21.1	42.2	30	
	SPB 06-03	11	11	06	16.4	S17	3/8	25	21.1	42.2	34	
	SPB 06-04	14.5	11	06	16.4	S22	1/2	28.5	21.1	42.2	—	
	SPB 08-01	8	13.7	08	16.8	S12	1/8	23.9	22	44	33	
	SPB 08-02	11	13.7	08	16.8	S14	1/4	27.4	22	44	36	
	SPB 08-03	11	13.7	08	16.8	S17	3/8	27.9	22	44	—	
	SPB 08-04	14.5	13.7	08	16.8	S22	1/2	31.4	22	44	—	
	SPB 10-02	11	15.5	10	18.4	S17	1/4	28.5	24.6	49.2	54	
	SPB 10-03	11	15.5	10	18.4	S17	3/8	29	24.6	49.2	—	
	SPB 10-04	14.5	15.5	10	18.4	S22	1/2	32.5	24.6	49.2	78.5	
	SPB 12-02	11	18.7	12	19.2	S19	1/4	30.5	28.8	57.6	—	
	SPB 12-03	11	18.7	12	19.2	S19	3/8	31	28.8	57.6	—	
	SPB 12-04	14.5	18.7	12	19.2	S22	1/2	34.5	28.8	57.6	—	
	SPB 12-06	14.5	18.7	12	19.2	S27	3/4	36	28.8	57.6	—	
	SPB 12-1"	16	18.7	12	19.2	S27	1"	37	28.8	57.6	—	
	SPB 14-02	11	20.6	14	20	S19	1/4	30.5	27.8	55.6	—	
	SPB 14-03	11	20.6	14	20	S19	3/8	31	27.8	55.6	—	
	SPB 14-04	14.5	20.6	14	20	S22	1/2	34.7	27.8	55.6	—	
	SPB 14-06	14.5	20.6	14	20	S27	3/4	36	27.8	55.6	—	
	SPB 14-1"	16	20.6	14	20	S34	1"	37	27.8	55.6	—	
	SPB 16-03	11	22.6	16	19.7	S22	3/8	31.5	34.7	69.4	134	
	SPB 16-04	14.5	22.6	16	19.7	S22	1/2	35	34.7	69.4	142	
	SPB 16-06	14.5	22.6	16	19.7	S27	3/4	36.5	34.7	69.4	173	
	SPB 16-1"	16	22.6	16	19.7	S34	1"	37.5	34.7	69.4	—	


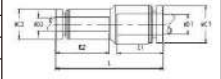
Model


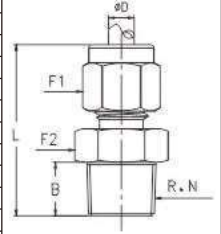
SPE	Model	ΦC	ΦD	E	L2	L1	L1	g	Main Dimension
	SPE-04	9	04	14.7	17.6	17.6	35.2	16.5	
	SPE-06	11	06	16.4	20.9	20.9	41.8	23.5	
	SPE-08	13.7	08	16.8	22.1	22.1	44.2	28.5	
	SPE-10	15.5	10	18.4	24.7	24.7	49.4	48.5	
	SPE-12	18.7	12	19.2	27.4	27.4	54.8	72.5	
	SPE-14	20.6	14	20	27.5	27.5	55	76.5	
	SPE-16	22.6	16	19.7	35	35	70	142.5	


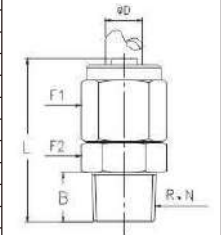
SPD	Model	B	ΦC	ΦD	E	F	R, N	H	L1	L2	g	Main Dimension
	SPD 04-01	8	9	04	14.7	S12	1/8	20.5	16.9	37.9	19.5	
	SPD 04-02	11	9	04	14.7	S14	1/4	24	16.9	41.4	23	
	SPD 06-01	8	11	06	16.4	S12	1/8	21	21.1	42.1	25.5	
	SPD 06-02	11	11	06	16.4	S14	1/4	24.5	21.1	46.1	30	
	SPD 06-03	11	11	06	16.4	S17	3/8	25	21.1	46.1	34	
	SPD 06-04	14.5	11	06	16.4	S22	1/2	28.5	21.1	49.6	—	
	SPD 08-01	8	13.7	08	16.8	S12	1/8	23.9	22	55.9	33	
	SPD 08-02	11	13.7	08	16.8	S14	1/4	27.4	22	49.4	36	
	SPD 08-03	11	13.7	08	16.8	S17	3/8	27.9	22	49.9	—	
	SPD 08-04	14.5	13.7	08	16.8	S22	1/2	31.4	22	53.4	—	
	SPD 10-02	11	15.5	10	18.4	S17	1/4	28.5	24.6	53.1	54	
	SPD 10-03	11	15.5	10	18.4	S17	3/8	29	24.6	53.6	—	
	SPD 10-04	14.5	15.5	10	18.4	S22	1/2	32.5	24.6	37.1	78.5	
	SPD 12-02	11	18.7	12	19.2	S19	1/4	30.5	28.8	59.3	—	
	SPD 12-03	11	18.7	12	19.2	S19	3/8	31	28.8	59.8	—	
	SPD 12-04	14.5	18.7	12	19.2	S22	1/2	34.5	28.8	63.3	—	
	SPD 12-06	14.5	18.7	12	19.2	S27	3/4	34.5	28.8	64.8	—	
	SPD 12-1*	16	18.7	12	19.2	S27	1*	37	28.8	65.8	—	
	SPD 14-02	11	20.6	14	20	S19	1/4	30.5	27.8	58.3	—	
	SPD 14-03	11	20.6	14	20	S19	3/8	31	27.8	58.8	—	
	SPD 14-04	14.5	20.6	14	20	S22	1/2	34.5	27.8	62.5	—	
	SPD 14-06	14.5	20.6	14	20	S27	3/4	34.5	27.8	63.8	—	
	SPD 14-1*	16	20.6	14	20	S34	1*	37	27.8	64.8	—	
	SPD 16-03	11	22.6	16	19.7	S22	3/8	31.5	34.7	66.2	134	
	SPD 16-04	14.5	22.6	16	19.7	S22	1/2	35	34.7	69.7	142	
	SPD 16-06	14.5	22.6	16	19.7	S27	3/4	35	34.7	71.2	173	
	SPD 16-1*	16	22.6	16	19.7	S34	1*	37.5	34.7	72.2	—	

SPL	Model	B	ΦC	ΦD	E	F	R, N	L1	L2	g	Main Dimension
	SPL 04-01	8	9	04	14.7	S12	1/8	17.4	20.5	15.5	
	SPL 04-02	11	9	04	14.7	S14	1/4	17.4	24	20	
	SPL 06-01	8	11	06	16.4	S12	1/8	21.1	21	18.5	
	SPL 06-02	11	11	06	16.4	S14	1/4	21.1	24.5	24	
	SPL 06-03	11	11	06	16.4	S17	3/8	21.1	25	36.5	
	SPL 06-04	14.5	11	06	16.4	S22	1/2	21.1	28.5	50	
	SPL 08-01	8	13.7	08	16.8	S14	1/8	22	23.9	25	
	SPL 08-02	11	13.7	08	16.8	S14	1/4	22	27.4	27.5	
	SPL 08-03	11	13.7	08	16.8	S17	3/8	22	27.9	34	
	SPL 08-04	14.5	13.7	08	16.8	S22	1/2	22	31.4	51	
	SPL 10-01	8	15.5	10	18.4	S17	1/8	24.6	25.5	37.5	
	SPL 10-02	11	15.5	10	18.4	S17	1/4	24.6	28.5	40.5	
	SPL 10-03	11	15.5	10	18.4	S17	3/8	24.6	29	43.5	
	SPL 10-04	14.5	15.5	10	18.4	S22	1/2	24.6	32.5	61.5	
	SPL 12-02	11	18.7	12	19.2	S19	1/4	28.8	30.5	57	
	SPL 12-03	11	18.7	12	19.2	S19	3/8	28.8	31	61	
	SPL 12-04	14.5	18.7	12	19.2	S22	1/2	28.8	34.5	—	
	SPL 12-06	14.5	18.7	12	19.2	S27	3/4	28.8	34.5	—	
	SPL 14-02	11	20.6	14	20	S19	1/4	27.8	30.5	—	
	SPL 14-03	11	20.6	14	20	S19	3/8	27.8	31	—	
	SPL 14-04	14.5	20.6	14	20	S22	1/2	27.8	34.5	—	
	SPL 14-06	14.5	20.6	14	20	S27	3/4	27.8	34.5	—	
	SPL 14-1*	16	20.6	14	20	S34	1*	27.8	37	—	
	SPL 16-03	11	22.6	16	19.7	S22	3/8	34.7	31.5	—	
	SPL 16-04	14.5	22.6	16	19.7	S22	1/2	34.7	35	90.5	
	SPL 16-06	14.5	22.6	16	19.7	S27	3/4	34.7	35	101	
	SPL 16-1*	16	22.6	16	19.7	S34	1*	34.7	37.5	—	

Model

SPGJ	Model	L	E1	E2	ΦC1	ΦC2	D1	D2	g	Main Dimension
	SPDJ 06-04	34	16.4	14.7	11	9	06	04	16	
	SPDJ 08-06	35	16.8	16.4	13.7	11	08	06	21	
	SPDJ 10-08	36.5	18.4	18.4	15.5	13.7	10	08	26.5	
	SPDJ 12-08	37.5	19.2	19.2	18.7	13.7	12	08	37	
	SPDJ 12-10	39	19.2	19.2	18.7	15.5	12	10	37.5	
	SPDJ 14-10	38.5	20	20	20.6	15.5	14	10	40	
	SPDJ 1-12	39	20	20	20.6	18.7	14	12	42	
	SPDJ 16-10	40	19.7	19.7	22.6	15.5	16	10	44.5	
	SPDJ 16-12	40	19.7	19.7	22.6	18.7	16	12	—	
	SPDJ 16-14	40	19.7	19.7	22.6	20.6	16	14	54	

SM	Model	B	ΦD	F1	F2	R, N	L	Main Dimension
	SM 04-01	8	04	S12	S12	1/8	29.1	
	SM 04-02	11	04	S12	S14	1/4	32.1	
	SM 04-03	11	04	S12	S17	1/8	32.6	
	SM 06-04	14.5	06	S14	S22	1/2	38	
	SM 06-03	11	06	S14	S17	3/8	34	
	SM 06-02	11	06	S14	S14	1/4	33.6	
	SM 06-01	8	06	S14	S12	1/8	30.6	
	SM 08-04	14.5	08	S17	S22	1/2	39	
	SM 08-03	11	08	S17	S17	3/8	35	
	SM 08-02	11	08	S17	S14	1/4	34.5	
	SM 08-01	8	08	S17	S14	1/8	31.5	
	SM 10-04	14.5	10	S19	S22	1/2	40.2	
	SM 10-03	11	10	S19	S19	3/8	36.2	
	SM 10-02	11	10	S19	S19	1/4	36.2	
	SM 12-04	14.5	12	S19	S22	1/2	41.9	
	SM 12-03	11	12	S22	S19	3/8	38.4	
	SM 12-02	11	12	S22	S19	1/4	38.4	


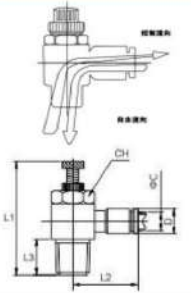
SMC	Model	B	ΦD	F1	F2	R, N	L	Main Dimension
	SMC 04-01	8	04	S10	S12	1/8	22.5	
	SMC 04-02	11	04	S10	S14	1/4	25.5	
	SMC 06-01	8	06	S12	S12	1/8	26.5	
	SMC 06-02	11	06	S12	S14	1/4	26.5	
	SMC 06-03	11	06	S12	S17	3/8	30	
	SMC 08-01	8	08	S14	S14	1/8	27.9	
	SMC 08-02	11	08	S14	S14	1/4	30.9	
	SMC 08-03	11	08	S14	S17	3/8	31.4	
	SMC 08-04	14.5	08	S14	S22	1/2	35.5	
	SMC 10-01	8	10	S17	S17	1/8	28.6	
	SMC 10-02	11	10	S17	S17	1/4	31.6	
	SMC 10-03	11	10	S17	S17	3/8	31.6	
	SMC 10-04	14.5	10	S17	S22	1/2	35.6	
	SMC 12-02	11	12	S19	S19	1/4	35	
	SMC 12-03	11	12	S19	S19	3/8	35	
	SMC 12-04	14.5	12	S19	S22	1/2	40	
	SMC 12-06	14.5	12	S19	S27	3/4	40	
	SMC 14-02	11	14	S22	S22	1/4	36.5	
	SMC 14-03	11	14	S22	S22	3/8	36.5	
	SMC 14-04	14.5	14	S22	S22	1/2	40	
	SMC 14-06	14.5	14	S22	S27	3/4	40	
	SMC 16-03	11	16	S22	S22	3/8	33.5	
	SMC 16-04	14.5	16	S22	S22	1/2	37	
	SMC 16-06	14.5	16	S22	S27	3/4	37	

SS One Touch Fitting



Model

SPM	Model	M	ΦC	ΦD	E	F	H	L	g	Main Dimension
	SPM 04	M11×1	06	04	14.7	S14	8	33	18	
	SPM 06	M13×1	11	06	16.4	S17	11	36	25.5	
	SPM 08	M15×1	13.7	08	16.8	S17	13	36	32.5	
	SPM 10	M17×1	15.5	10	18.4	S19	16	39	37	
	SPM 12	M20×1	18.7	12	19.2	S22	17	40	53.5	
	SPM 14	M22×1	20.6	14	20	S24	17	40	54.8	
	SPM 16	M24×1	22.6	16	19.7	S27	17	41	55.5	

SSC	Model	ΦC	L1	L2	L3	D	CH	g	Main Dimension
	SSC-04-01	04	39	28	7.5	10.5	12	31.5	
	SSC-04-02	04	45	30	9.5	10.5	14	46.5	
	SSC-06-01	06	39	28	7.5	12.5	12	29.5	
	SSC-06-02	06	45	30	9.5	12.5	14	51	
	SSC-08-01	08	36	30	7.5	14.5	12	35	
	SSC-08-02	08	45	32	9.5	14.5	14	51	
	SSC-08-03	08	56	33	10.5	14.5	19	100	
	SSC-08-04	08	56	35	12.5	14.5	22	152	
	SSC-10-02	10	45	34	9.5	17.5	14	68	
	SSC-10-03	10	56	35	10.5	17.5	19	118	
	SSC-10-04	10	56	37	12.5	17.5	22	160	
	SSC-12-02	12	45	36	9.5	20.5	14	65	
	SSC-12-03	12	56	38	10.5	20.5	19	108	
SSC-12-04	12	56	40	12.5	20.5	22	165		