

# EG Series Repairable Cylinder



## EG

### Mini Type Cylinder



#### Specifications

Bore Size(mm)	20	25	32	40	50	63	
Acting type	Double Acting						
Working medium	Clean air(40 μ m filtration)						
Pressure range(MPa)	0.1~1.0MPa(15~145psi)(1.0~10.0bar)						
Garanteed pressure(MPa)	1.5MPa(215psi)(15bar)						
Working temperature(°C)	-20~80(No freezing)						
Speed range(mm/s)	50~1000						
Stroke range	+1.4 0						
Cushion type	Rubber cushion(Standard)/Air cushion ( only for bore 63mm)						
Port size	M5	G1/8"			G1/4"		
Kinetic energy J	Male thread on piston rod	0.28	0.41	0.66	1.20	2.00	3.40
	Female thread on piston rod	0.11	0.18	0.29	0.52	0.91	1.54

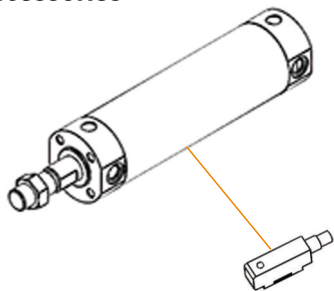
#### How to Order?

Series No	Type No	Bore	X Stroke	Magnet No	Piston Rod Thread Type	Thread Type
EG	Blank: Basic type D: Double shaft type C: Air cushion type	20 25 32 40 50 63	25 50 75 100 ...	Blank: No magnet S: With magnet	M: Male thread	Blank: G P: PT T: NPT

#### Order Example:

EG Series basic type cylinder, 25mm bore, 50mm stroke, with magnet, male thread on piston rod, G thread.  
ERP code is: EG25X50-S-M

#### Optional Accessories

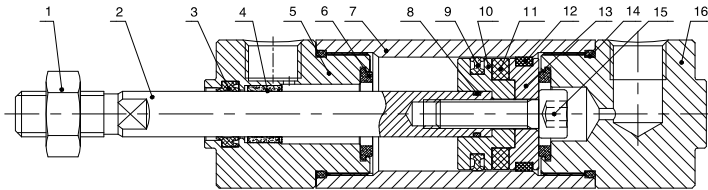


HX-13

#### Stroke

Bore (mm)	Standard Stroke (mm)	Max. Stroke (mm)	
Double Acting	20	25 50 75 100 125 150 175 200	201~1200
	25	25 50 75 100 125 150 175 200 250 300	301~1200
	32	25 50 75 100 125 150 175 200 250 300	301~1500
	40	25 50 75 100 125 150 175 200 250 300	301~1500
	50	25 50 75 100 125 150 175 200 250 300	301~1500
	63	25 50 75 100 125 150 175 200 250 300	301~1500

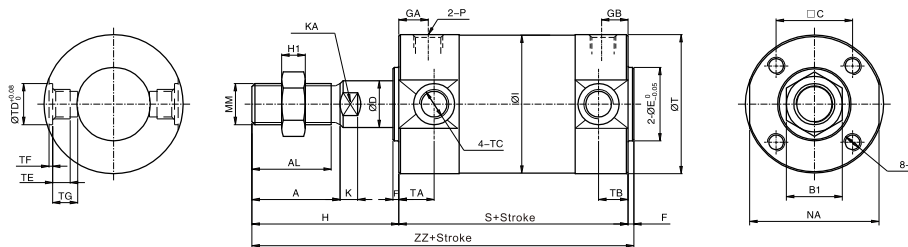
## Internal Structure



No.	Part Name	Material
1	Nut	Carbon steel(Nickel plating)
2	Piston rod	Stainless steel(EG20, 25)
		Carbon steel(EG32、40、50、63)
3	Piston rod seal	TPU
4	Self-lubricating bearing	Compound material
5	Head cover	Aluminum alloy
6	Anti-bump cushion	TPU
7	Barrel	Aluminum alloy
8	O-ring	NBR
9	Piston seal	NBR
10	Piston	Aluminum alloy
		RbFeB(EG20、25)
11	Magnet	Plastic(EG32、40、50、63)
		PTFE
12	Wear ring	PTFE
13	Magnet base	Aluminum alloy
14	O-ring	NBR
15	Hex cylinder head screw	Carbon steel(Black)
16	Rear cover	Aluminum alloy

## Main Dimension

EG

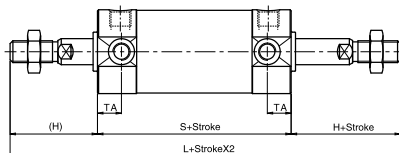


Bore	Standard Stroke Range	Long Stroke Range	A	AL	B1	C	D	E	F	H	I	J	K	KA	MM	NA
20	≤200	201~1200	18	15.5	12	14	8	12	2	35	26	M4X0.7depth7	5.5	6	M8X1.25	24
25	≤300	301~1200	22	19.5	17	16.5	10	14	2	40	31	M5X0.8depth7.5	6	8	M10X1.25	29
32	≤300	301~1500	22	19.5	17	20	12	18	2	40	38	M5X0.8depth8	6	10	M10X1.25	35.5
40	≤300	301~1500	30	27	19	26	16	25	2	50	47	M6X1.0depth12	6.5	14	M14X1.5	44
50	≤300	301~1500	35	32	27	32	20	30	2	58	58	M8X1.25depth16	7.5	18	M18X1.5	55
63	≤300	301~1500	35	32	27	38	20	32	2	58	72	M10X1.5depth16	7.5	18	M18X1.5	69
Bore	Standard Stroke Range	Long Stroke Range	P	S	GA	GB	T	H1	TA	TB	ZZ	TD	TF	TE	TG	TC
20	≤200	201~1200	M5X0.8	69(77)	13.5	13.5	26.5	6	11	11	106(114)	8	0.5	4	5.5	M5X0.8
25	≤300	301~1200	1/8"	69(77)	10	10	31.5	6	11	11	111(119)	10	1	5	6.5	M6X0.75
32	≤300	301~1500	1/8"	71(79)	10.5	9.5	38.5	6	11	10	113(121)	12	1	5.5	7.5	M8X1.0
40	≤300	301~1500	1/8"	78(87)	11.5	10	47.5	8	12	10	130(139)	14	1.25	6	8.5	M10X1.25
50	≤300	301~1500	1/4"	90(102)	13	13	58.5	11	13	12	150(162)	16	2	7.5	10	M12X1.25
63	≤300	301~1500	1/4"	90(102)	14	12	72.5	11	13	12	150(162)	18	3	11.5	14.5	M14X1.5

Note:1、 With magnet and without magnet,the dimensions are same.  
 2、 Within the "( )" size is the size of long stroke;  
 3、 G、 PT、 NPT port size is optional.

## Dimension of Double Shaft

EGD



Bore/Sign	S	H	L	TA
20	77	35	147	11
25	77	40	157	11
32	79	40	159	11
40	87	50	187	12
50	102	58	218	13
63	102	58	218	13