

Magnet Switch

HX-11 Magnet Switch

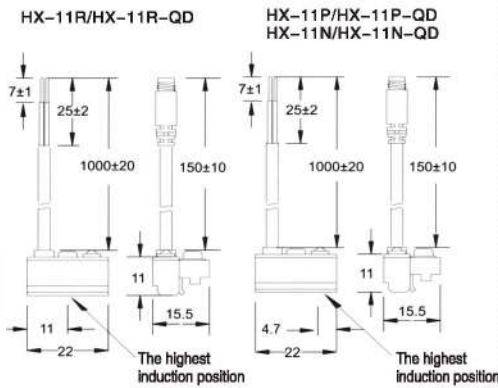


How to Order?

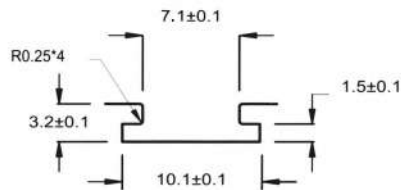
HX	-	11	D	-	2M
Product code		Series NO.	Switch Type D: Two wire without contact switch N: NPN type P: PNP type R: Two wire read switch		Wire length 1M:1M 2M:2M 5M:5M 10M:10M QD8: QD8 Male connector QD12: QD12 Male connector

Note: The standard wire length of the quick connector is 0.15m. Other wire lengths cannot be ordered

Dimension

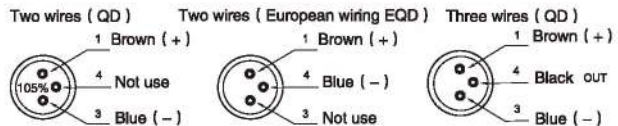


Groove Dimension



Suitable for cylinder:
SD/EN

M8/M12 male wiring diagram



Specifications

Type	HX-11D	HX-11N	HX-11P	HX-11R
Connect Diagram				
Parameter				
Wiring method	2-Wire Type	3-Wire Type		2-Wire Type
Switching logic		Electronic type N.O.		SPST Normally Open
Sensor type	None contact type	NPN type (Input)	PNP type (Output)	Reed switch
Operating voltage	10-28V DC	5-30V DC		5-240V DC/AC
Max. switching current	50mA max	200mA max.		100mA max.
Contact rating	1.4 W max	6W max.		10W max.
Current consumption	40 μA max @ 24V	20mA max @ 24V (Switch Active)		None
Voltage drop	2.8 V max	1 V max. @ 200mA DC		2.5 V max.
Leakage current	90 μA max @ 28V	0.01mA max.		None
Indicator		Red LED		
Max. exchange frequency		1000Hz		200Hz
Temperature range		-10 - 70°C		
Shock		50G		30G
Vibration		9G		
Enclosure classification		IEC 529 IP67 (NEMA 6)		
Protection circuit	2, 4	3, 4		1
Cable	3.3Φ, 2C, Black color, oil resistance PVC	3.3Φ, 3C, Black color, oil resistance PVC		3.3Φ, 2C, Gray color, oil resistance PVC
Switch sensitive		40-750G		40-50G