

## Adapterbausatz HMSV-70...-79

# FESTO

Festo AG & Co. KG

Postfach  
D-73726 Esslingen  
++49/(0)711/347-0  
www.festo.com

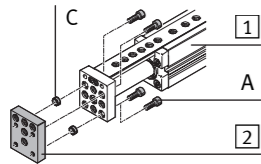
### Info

- Beachten Sie, dass bei einigen Kombinationen Befestigungselemente übrig bleiben.

### 1. Montage der Adapterplatte HMSV-70...-79

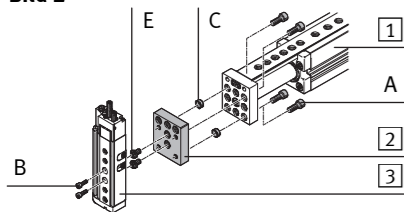
- Wählen Sie die Befestigungselemente (Schrauben, usw.) für Ihre Kombination (→ Tabelle).
- Beachten Sie die Bildzuordnung für Ihre Kombination (→ Tabelle).

Bild 1



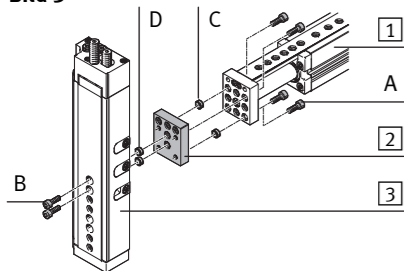
- 1 Mini-Schlitten  
EGSL...-35
- 2 Adapterbausatz  
HMSV-70

Bild 2



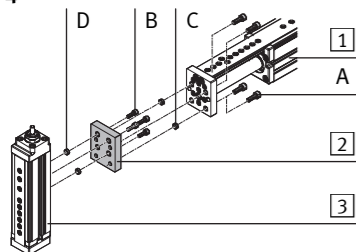
- 1 Mini-Schlitten  
EGSL...-35
- 2 Adapterbausatz  
HMSV-70
- 3 Mini-Schlitten  
DGSL-4/-6

Bild 3



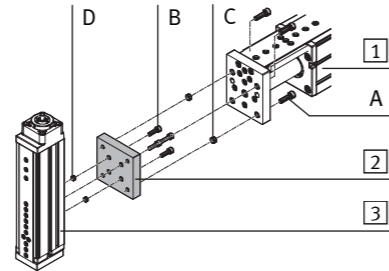
- 1 Mini-Schlitten  
EGSL...-35
- 2 Adapterbausatz  
HMSV-70
- 3 Mini-Schlitten  
DGSL-8/-10

Bild 4



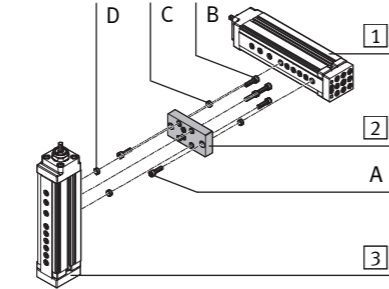
- 1 Mini-Schlitten  
EGSL...-45/-55
- 2 Adapterbausatz  
HMSV-71
- 3 Mini-Schlitten  
EGSL...-35

Bild 5



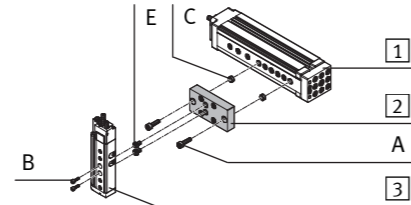
- 1 Mini-Schlitten  
EGSL...-75
- 2 Adapterbausatz  
HMSV-72
- 3 Mini-Schlitten  
EGSL...-45/-55

Bild 6



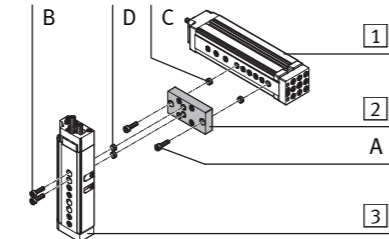
- 1 Mini-Schlitten  
EGSL...-35
- 2 Adapterbausatz  
HMSV-73
- 3 Mini-Schlitten  
EGSL...-35

Bild 7



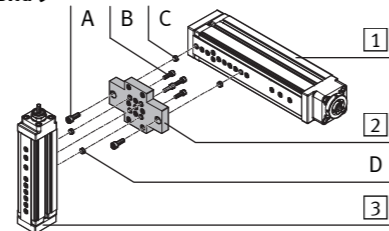
- 1 Mini-Schlitten  
EGSL...-35
- 2 Adapterbausatz  
HMSV-73
- 3 Mini-Schlitten  
DGSL-4/-6

Bild 8



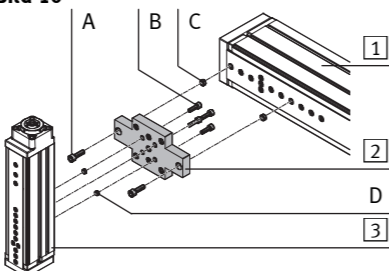
- 1 Mini-Schlitten  
EGSL...-35
- 2 Adapterbausatz  
HMSV-73
- 3 Mini-Schlitten  
DGSL-8/-10

Bild 9



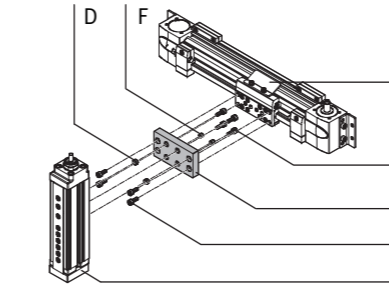
- 1 Mini-Schlitten  
EGSL...-45/-55
- 2 Adapterbausatz  
HMSV-74
- 3 Mini-Schlitten  
EGSL...-35/-45/-55

Bild 10



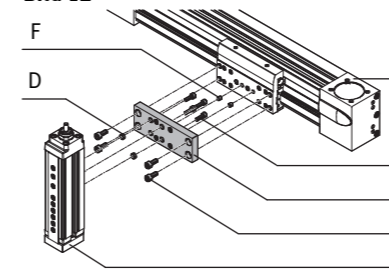
- 1 Mini-Schlitten  
EGSL...-75
- 2 Adapterbausatz  
HMSV-75
- 3 Mini-Schlitten  
EGSL...-45/-55/-75

Bild 11



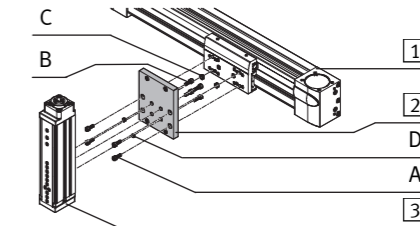
- 1 Spindelachse  
EGC-50
- 2 Adapterbausatz  
HMSV-76
- 3 Mini-Schlitten  
EGSL...-35

Bild 12



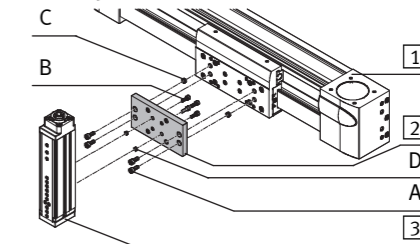
- 1 Spindelachse  
EGC-70
- 2 Adapterbausatz  
HMSV-77
- 3 Mini-Schlitten  
EGSL...-35/-45/-55

Bild 13



- 1 Spindelachse  
EGC-80
- 2 Adapterbausatz  
HMSV-78
- 3 Mini-Schlitten  
EGSL...-45/-55/-75

Bild 14



- 1 Spindelachse  
EGC-120
- 2 Adapterbausatz  
HMSV-79
- 3 Mini-Schlitten  
EGSL...-45/-55/-75

Antrieb	EGSL										EGC							
	35	45/55	75	35	45/55	75	50	70	80	120								
Bausatz	HMSV										HMSV							
	70	71	72	73	74	75	76	77	78	79								
Antrieb	DGSL		EGSL			DGSL		EGSL			EGSL							
	4/6	8/10	35	45/55	35	4/6	8/10	35	45/55	45/55	75	35	35	45/55	45/55	75	45/55	75
Bild	1	2	3	4	5	6	7	8	9	10	11	12	13	14				
	M <sub>A</sub> <sup>1)</sup> [Nm]																	
<b>A Zylinderschraube nach DIN 912</b>																		
M4x10	2,9											4x						
M4x12		4x	4x															
M4x14					2x													
M5x12	10											4x						
M5x14	5,9			4x				2x						4x				
M6x14	14																	4x
M6x18										2x								
M6x20					4x													
<b>B Zylinderschraube nach DIN 912</b>																		
M2,5x8	0,8		2x					2x										
M4x10	2,9											4x						
M4x12				2x	4x				4x				4x					
M4x14						4x		2x										
M5x12	10															4x		
M5x14	5,9									4x						4x		4x
M5x16						4x					4x							
M6x16	14															4x		4x
M6x18												4x						
<b>C Zentrierhülse</b>																		
ZBH-7		2x	2x	2x		2x			2x									
ZBH-9					2x					2x						2x		2x
<b>D Zentrierhülse</b>																		
ZBH-7				2x	2x	2x	2x		2x	2x		2x	2x		2x	2x		2x
ZBH-9												2x					2x	2x
<b>E Verbindungshülse</b>																		
ZBV-M4-7	3		2x						2x									
<b>F Zentrierstift</b>																		
ZBS-5															2x	2x		

<sup>1)</sup> Toleranzen für nicht tolerierte Anziehdrehmomente M<sub>A</sub>  
M<sub>A</sub> > 0,6 ... 1 Nm: ± 30%  
M<sub>A</sub> > 1 Nm: ± 20%

**FESTO**

Festo AG & Co. KG

Postfach  
D-73726 Esslingen  
++49/(0)711/347-0  
www.festo.com

**Adapter kit  
HMSV-70...-79**

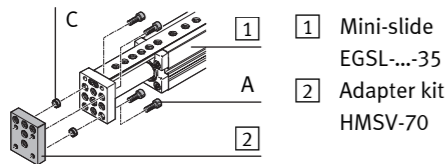
**Information**

- Please note that mounting components may be left over with some combinations.

**1. Mounting the adapter plate HMSV-70...-79**

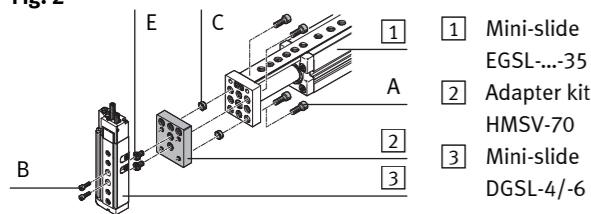
- Select the mounting components (screws etc.) for your combination (→Table).
- Observe the reference figures/illustrations for your combination (→Table).

Fig. 1



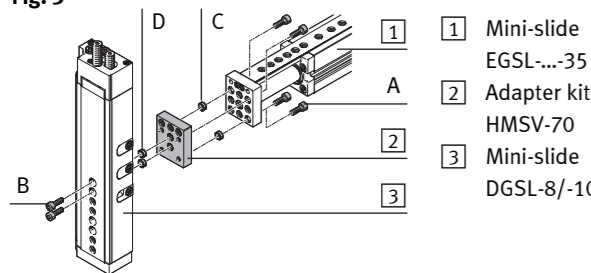
- 1 Mini-slide EGSL...-35
- 2 Adapter kit HMSV-70

Fig. 2



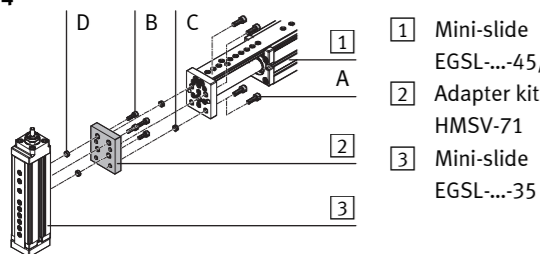
- 1 Mini-slide EGSL...-35
- 2 Adapter kit HMSV-70
- 3 Mini-slide DGSL-4/-6

Fig. 3



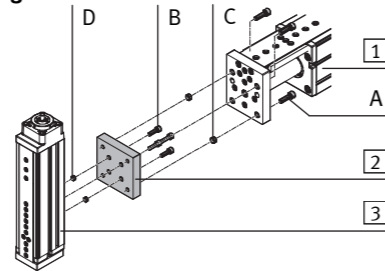
- 1 Mini-slide EGSL...-35
- 2 Adapter kit HMSV-70
- 3 Mini-slide DGSL-8/-10

Fig. 4



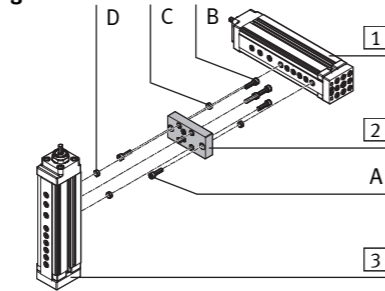
- 1 Mini-slide EGSL...-45/-55
- 2 Adapter kit HMSV-71
- 3 Mini-slide EGSL...-35

Fig. 5



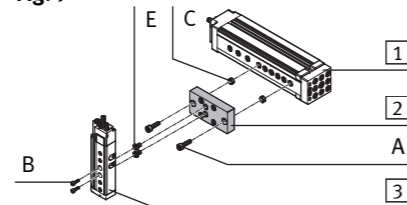
- 1 Mini-slide EGSL...-75
- 2 Adapter kit HMSV-72
- 3 Mini-slide EGSL...-45/-55

Fig. 6



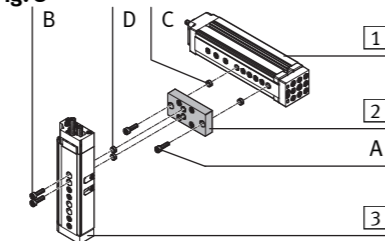
- 1 Mini-slide EGSL...-35
- 2 Adapter kit HMSV-73
- 3 Mini-slide EGSL...-35

Fig. 7



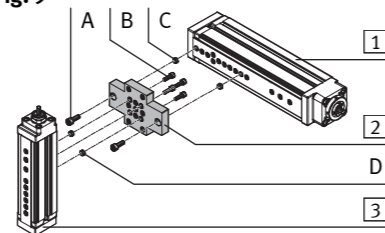
- 1 Mini-slide EGSL...-35
- 2 Adapter kit HMSV-73
- 3 Mini-slide DGSL-4/-6

Fig. 8



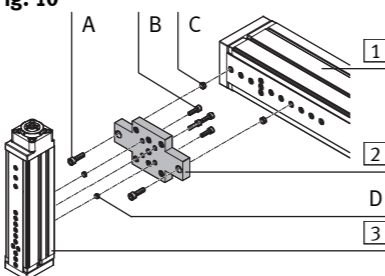
- 1 Mini-slide EGSL...-35
- 2 Adapter kit HMSV-73
- 3 Mini-slide DGSL-8/-10

Fig. 9



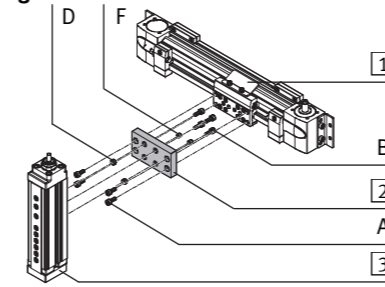
- 1 Mini-slide EGSL...-45/-55
- 2 Adapter kit HMSV-74
- 3 Mini-slide EGSL...-35/-45/-55

Fig. 10



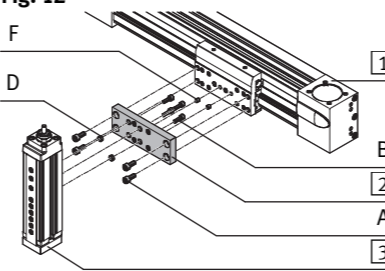
- 1 Mini-slide EGSL...-75
- 2 Adapter kit HMSV-75
- 3 Mini-slide EGSL...-45/-55/-75

Fig. 11



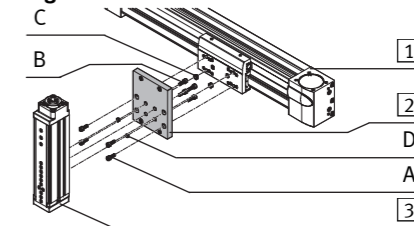
- 1 Spindle axis EGC-50
- 2 Adapter kit HMSV-76
- 3 Mini-slide EGSL...-35

Fig. 12



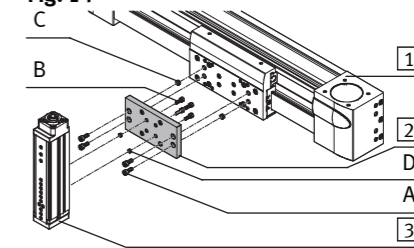
- 1 Spindle axis EGC-70
- 2 Adapter kit HMSV-77
- 3 Mini-slide EGSL...-35/-45/-55

Fig. 13



- 1 Spindle axis EGC-80
- 2 Adapter kit HMSV-78
- 3 Mini-slide EGSL...-45/-55/-75

Fig. 14



- 1 Spindle axis EGC-120
- 2 Adapter kit HMSV-79
- 3 Mini-slide EGSL...-45/-55/-75

1 Drive	EGSL										EGC							
	35	45/55	75	35	45/55	75	50	70	80	120								
2 Kit	HMSV										HMSV							
	70	71	72	73	74	75	76	77	78	79								
3 Drive	DGSL		EGSL			DGSL		EGSL			EGSL							
	4/6	8/10	35	45/55	35	4/6	8/10	35	45/55	45/55	75	35	35	45/55	45/55	75	45/55	75
Fig.	1	2	3	4	5	6	7	8	9	10	11	12	13	14				
	M <sub>A</sub> <sup>1)</sup> [Nm]																	
<b>A Socket head screw to DIN 912</b>																		
M4x10	2.9											4x						
M4x12		4x	4x															
M4x14					2x													
M5x12	10											4x						
M5x14	5.9			4x					2x						4x			
M6x14	14																	4x
M6x18										2x								
M6x20					4x													
<b>B Socket head screw to DIN 912</b>																		
M2,5x8	0.8		2x					2x										
M4x10	2.9											4x						
M4x12				2x	4x				4x				4x					
M4x14						4x		2x										
M5x12	10																4x	
M5x14	5.9											4x					4x	4x
M5x16						4x							4x					4x
M6x16	14																4x	4x
M6x18													4x					
<b>C Centring sleeve</b>																		
ZBH-7		2x	2x		2x			2x		2x								
ZBH-9					2x						2x						2x	2x
<b>D Centring sleeve</b>																		
ZBH-7				2x	2x	2x	2x		2x	2x		2x	2x		2x	2x		2x
ZBH-9													2x				2x	2x
<b>E Connector sleeve</b>																		
ZBV-M4-7	3		2x					2x										
<b>F Centring pin</b>																		
ZBS-5													2x	2x				

<sup>1)</sup> Tolerance for non-toleranced tightening torques M<sub>A</sub>  
M<sub>A</sub> > 0.6 ... 1 Nm: ± 30%  
M<sub>A</sub> > 1 Nm: ± 20%