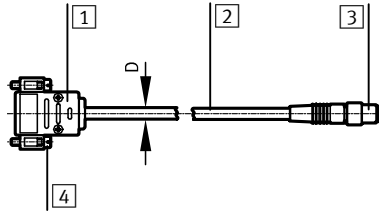


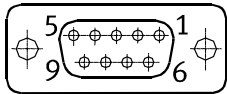
1. Teileliste



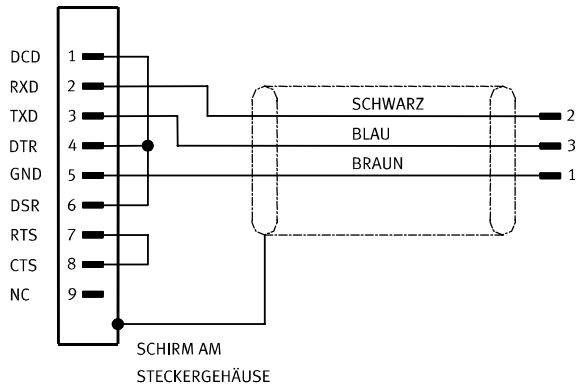
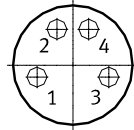
- 1 Buchse 9-pol.
- 2 Kabel: Typ 3 x 0,25 mm²
- 3 Stecker 4-pol.
- 4 Befestigungsschrauben

2. Kontaktbelegung

Ansicht auf Buchse 1
(9-pol.)



Ansicht auf Stecker 3
(4-pol.)



Montageanleitung (de)
684 589 / 2004-06NH

Programmierkabel KDI-MC-M8-SUB-9-...

FESTO

Festo AG & Co. KG

Postfach
Ruiter Straße 82
73726 Esslingen
++49/(0)711/347-0
www.festo.com

3. Allgemeine Montagehinweise

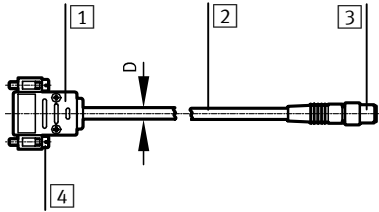
- Beachten Sie das Anzugsdrehmoment M der Schrauben 4.

4. Daten

Anzugsdrehmoment: M = 0,1 Nm

Leitungsdurchmesser: D = 5 mm

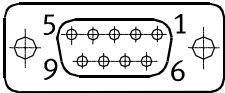
1. Parts list



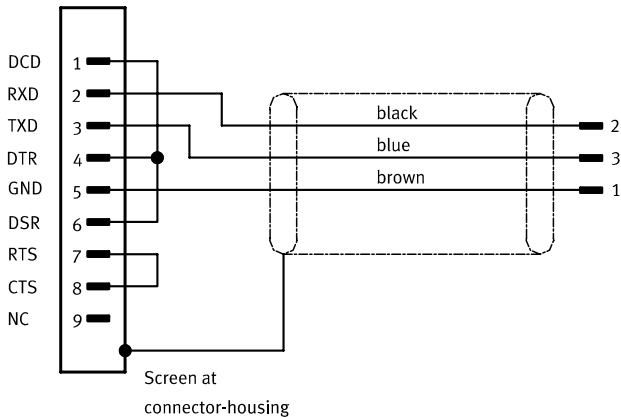
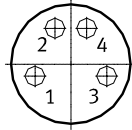
- 1 9-pin socket
- 2 cable: type 3 x 0.25 mm²
- 3 4-pin plug
- 4 fastening screws

2. Pin assignment

View of socket 1
(9-pin)



View of plug 3
(4-pin)



Assembly instructions (en)
684 589 / 2004-06NH

Programming cable KDI-MC-M8-SUB-9-...

FESTO

Festo AG & Co. KG

Postfach
Ruiter Straße 82
73726 Esslingen
++49/(0)711/347-0
www.festo.com

3. General assembly instructions

- Note the tightening torque M of the screws 4.

4. Specifications

Tightening torque: M = 0.1 Nm

Cable diameter: D = 5 mm