

Montageanleitung (Original: de)

8046206

1505c

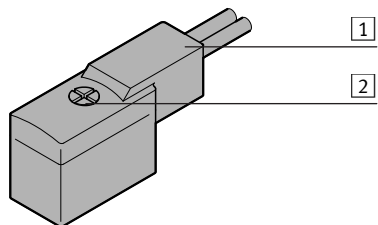
## Steckdosenkabel/Steckdose KMYZ-4-.../MSSD-ZBZC

# FESTO

Festo AG & Co. KG

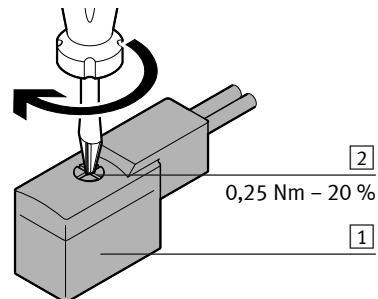
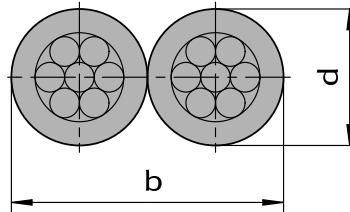
Postfach  
73726 Esslingen  
Deutschland  
+49 711 347-0  
www.festo.com

### 1. Teileliste



- 1** Steckdose (1x)  
oder  
Steckdosenkabel  
**2** Schraube (1x)

### 2. Montagehinweise



- Kabelaufbau beachten (→ Abschnitt 3).
- Schraube **2** mit einem Kreuzschlitzschraubendreher (Z0) festdrehen. Anziehdrehmoment einhalten.

### 3. Technische Daten

		KMYZ-4	MSSD-ZBZC
Kabelaufbau	[mm <sup>2</sup> ]	2x0,35	-
Aufbau je Ader	[mm]	7x Ø0,25	-
PVC-Isolierung		d = Ø 1,6 ± 0,2 b = 3,2	-
Max. Kabellänge	[m]	30	-
Max. Leitungswiderstand	[mΩ/m]	56	-
Schneidklemmkontakt		-	ähnlich EN 60352-4:2001-09
Schutzart		IP50 in montiertem Zustand	

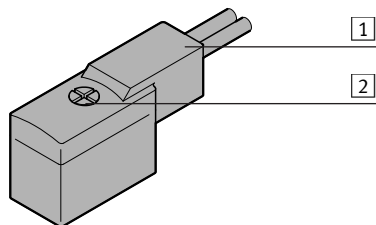
# FESTO

Festo AG & Co. KG

Postfach  
73726 Esslingen  
Germany  
+49 711 347-0  
www.festo.com

## Plug socket with cable/plug socket KMYZ-4-.../MSSD-ZBZC

### 1. Parts list

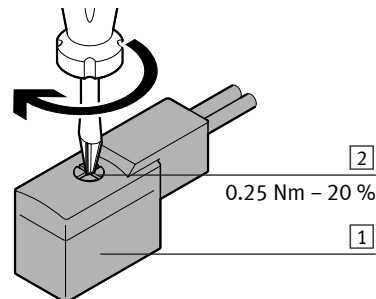
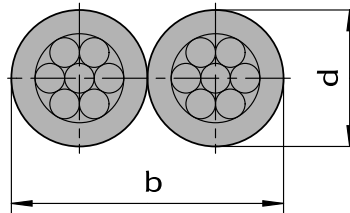


**1** Plug socket (1x)

or  
plug socket with  
cable

**2** Screw (1x)

### 2. Mounting instructions



- Observe cable composition (→ section 3).

- Tighten screw **2** with a Phillips screwdriver (Z0). Observe the tightening torque.

### 3. Technical data

		KMYZ-4	MSSD-ZBZC
Cable composition	[mm <sup>2</sup> ]	2x0.35	–
Composition of each wire	[mm]	7x Ø0.25	–
PVC insulation		d = Ø 1.6 ± 0.2 b = 3.2	–
Max. cable length	[m]	30	–
Max. line resistance	[mΩ/m]	56	–
Insulation piercing contact		–	similar to EN 60352-4:2001-09
Degree of protection		IP50 in mounted status	