


# Setpoint modules MPZ

Technical data

FESTO

## Setpoint module MPZ

-  - Voltage  
20 ... 30 V DC

### Function

- Generation of 6+1 analogue setpoint values for the proportional pressure regulators MPPES, VPPM, VPPE and MPYE
- Digital activation
- Output voltage adjustable via spindle potentiometer



General technical data			
Mode of operation		Digital/analogue circuit with analogue output	
Electrical connection		Screw terminal	
Connection cross section	[mm <sup>2</sup> ]	2.5	
Operating voltage range	[V DC]	20 ... 30	
Adjustable output voltage	[V DC]	0 ... 10	
Max. output current	[mA]	27	
Power consumption at 24 V DC	[W]	1.5	
Supply for setpoint adjustment	Voltage	[V]	10 ... 10.6
	Current	[mA]	6 ... 6.36
External setpoint input	Voltage	[V DC]	0 ... 10
	Potentiometer	[kΩ]	2.5 ... 10
Setpoint activation	Input resistance	[kΩ]	3
Residual ripple	[%]	Max. 10	
Display	Ready		Green LED
	Setpoint active		Yellow LED
Type of mounting		On H-rail	
Mounting position		Any	
Product weight	[g]	80	

Operating and environmental conditions		
Ambient temperature	[°C]	0 ... 60
Corrosion resistance class CRC <sup>1)</sup>		2
CE marking (see declaration of conformity) <sup>3)</sup>		To EU EMC Directive <sup>2)</sup>
Protection class		IP20

- 1) Corrosion resistance class CRC 2 to Festo standard FN 940070  
Moderate corrosion stress. Indoor applications in which condensation may occur. External visible parts with primarily decorative requirements for the surface and which are in direct contact with the ambient atmosphere typical for industrial applications.
- 2) For information about the applicability of the component see the manufacturer's EC declaration of conformity at: [www.festo.com/sp](http://www.festo.com/sp) → Certificates.  
If the component is subject to restrictions on usage in residential, office or commercial environments or small businesses, further measures to reduce the emitted interference may be necessary.
- 3) Additional information [www.festo.com/sp](http://www.festo.com/sp) → Certificates.

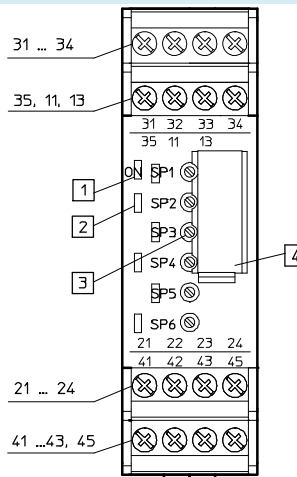
# Setpoint modules MPZ

Technical data

FESTO

## Connections and control elements

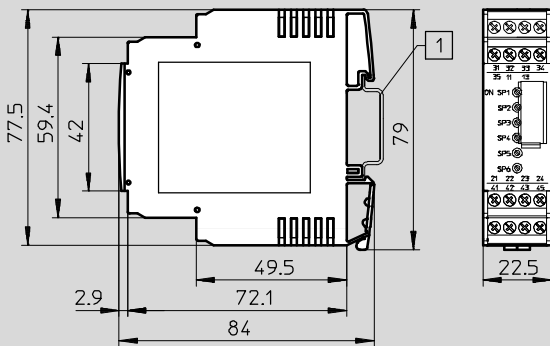
Connections			Priority
31	Activate setpoint 1	SP1	1 (highest)
32	Activate setpoint 2	SP2	2
33	Activate setpoint 3	SP3	3
34	Activate setpoint 4	SP4	4
35	Activate setpoint 5	SP5	5
11	Activate setpoint 6	SP6	6
13	Control line	0 V	-
21	Control line	0 V	-
22	External setpoint input	$U_{w, in} = 0 \dots 10 \text{ V DC}$	7 (lowest)
23	Control line	10 V DC	-
24	Screening	PE	-
41	Control line	0 V DC	-
42	Setpoint output	$U_{w, out}$	-
43	Power supply	-	-
45	Power supply	+	-



- 1 Operational status display, green LED
- 2 Setpoint display active (SP1 ... SP6), yellow LED
- 3 Setpoint potentiometer SP1 ... SP6
- 4 Inscription label

## Dimensions

Download CAD data → [www.festo.com](http://www.festo.com)



- 1 H-rail to DIN EN 60715

## Ordering data

	Description	Part No.	Type
	Setpoint module for generating 6 + 1 analogue voltage signals	546224	MPZ-1-24DC-SGH-6-SW