

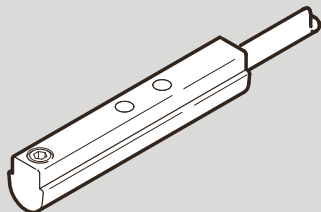
# SME-10-S.../K...

## Proximity switch

# FESTO

Festo AG & Co. KG  
Ruiter Straße 82  
73734 Esslingen  
Germany  
+49 711 347-0

[www.festo.com](http://www.festo.com)



Instructions | Operating

8096021  
2018-07e  
[8096023]



Translation of the original instructions

### 1 Further applicable documents

All available documents for the product → [www.festo.com/pk](http://www.festo.com/pk)

### 2 Intended use

This product has been designed for scanning the piston position on Festo cylinders.

### 3 Safety

- Do not use as a safety device.
- Switch off voltage prior to working on electrics.

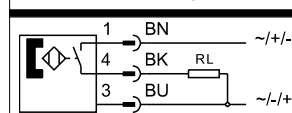
### ⚠ WARNING!

#### Risk of injury due to electric shock.

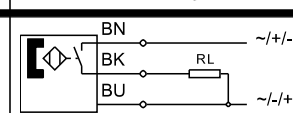
- For the electric power supply, use only PELV circuits that ensure a reliable electric disconnection from the mains network.
- Observe IEC 60204-1/EN 60204-1.

### 4 Electrical installation

#### SME-10-S...-LED-24



#### SME-10-K...-LED-24



M8



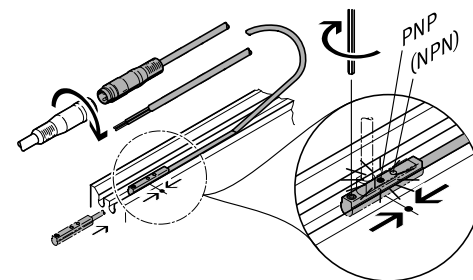
Tab. 1

### 5 Mechanical installation

12 ... 27 V AC/DC  
≤ 100 mA  
≤ 1 W -20 ... +70 °C  
IP65, IP67

M8: ≤ 0,3 Nm

∅0,9: ≤ 0,1 Nm



Tab. 2