

FESTO

Näherungsschalter
Proximity switch
Interruptor de proximidad

D-73726 Esslingen
Phone:
+49/711/347-0
www.festo.com



Industrial Control Equipment
2MD1

1109e



759896

**Hinweis/ Note/ Nota**

- de** Dieses Produkt wird bestimmungsgemäß zur Abfrage der Position von Magneten (z. B. der Kolbenstellung) in Produkten von Festo verwendet. Es ist für den Einsatz im Industriebereich vorgesehen.
- en** This product has been designed for scanning the position of magnets (e.g. the piston position) in Festo products. It is intended for use in an industrial environment.
- es** Este producto ha sido diseñado para la detección de la posición de imanes (p. ej. de la posición del émbolo) en productos de Festo. Está previsto para un uso industrial.

**Warnung/ Warning/ Advertencia**

de Vor Arbeiten an der Elektrik: Spannung ausschalten.

Verwenden Sie ausschließlich Stromquellen, die eine sichere elektrische Trennung der Betriebsspannung nach IEC/EN 60204-1 gewährleisten. Berücksichtigen Sie zusätzlich die allgemeinen Anforderungen an PELV-Stromkreise gemäß IEC/EN 60204-1.

en Switch off voltage prior to working on electrics.

Use power supplies which guarantee reliable electrical isolation of the operating voltage as per IEC/EN 60204-1. Consider also the general requirements for PELV circuits in accordance with IEC/EN 60204-1.

es Desconectar la tensión antes de manipular el sistema eléctrico.

Utilice exclusivamente fuentes de corriente que garanticen una desconexión electrónica segura de la tensión de servicio conforme a la IEC/EN 60204-1. Preste también atención a las exigencias generales para circuitos PELV de conformidad con IEC/EN 60204-1.

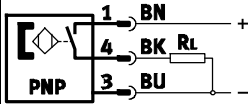


Only for use in Class 2 Circuits.

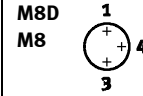
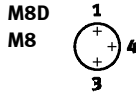
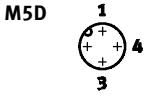
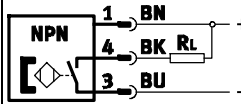
Field installed conductors for the proximity switch shall be segregated from field and factory installed conductors and uninsulated live parts of other circuits operating at over 150 V to ground so that a minimum permanent 2 inch (50.8 mm) separation is maintained, unless the field wiring conductors have been provided with recognized insulating material which has an equal or higher voltage rating than the other circuit involved.

Elektrischer Anschluss/ Electrical connection/ Conexión eléctrica

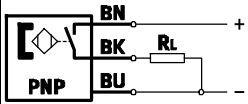
SMT-10F-PS-24V-...-M...



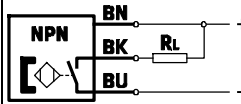
SMT-10F-NS-24V-...-M...



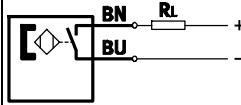
SMT-10F-PS-24V-...-OE



SMT-10F-NS-24V-...-OE



SMT-10F-ZS-24V-...-OE



Montagehinweise/ Assembly notes/ Instrucciones para el montaje

SMT-10F-PS-24V-... SMT-10F-ZS-24V-... M5/M8: max. 0,3 Nm

SMT-10F-NS-24V-...

5 ... 30 V DC 10 ... 30 V DC

Max. 200 mA Max. 50 mA

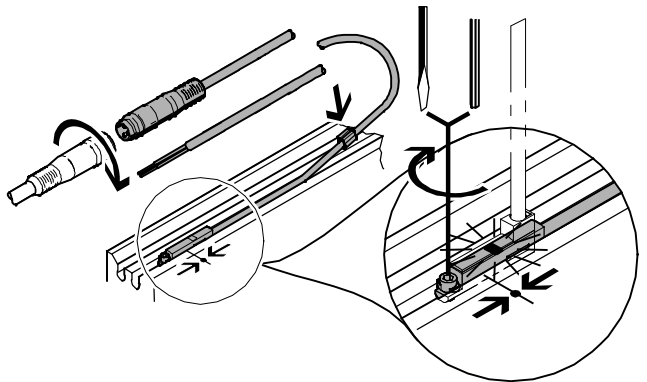
Max. 6 W Max. 1,5 W

-20 ... +60 °C

(-5 ... +60 °C)¹⁾

IP65, IP67

max. 0,2 Nm



1) **de** Bei beweglicher Kabelverlegung

1) **en** Cables not in fixed location

1) **es** Cables no en posición fija