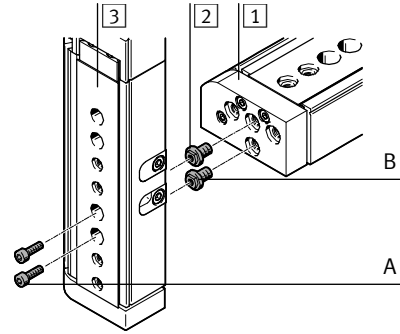


Bild 1

Mini-Schlitten DGSL mit Mini-Schlitten DGSL (Pick & Place)



- 1 Mini-Schlitten DGSL
- 2 Verbindungshülse ZBV
- 3 Mini-Schlitten DGSL

Montageanleitung (de)
728 579 / 2007-11a

FESTO

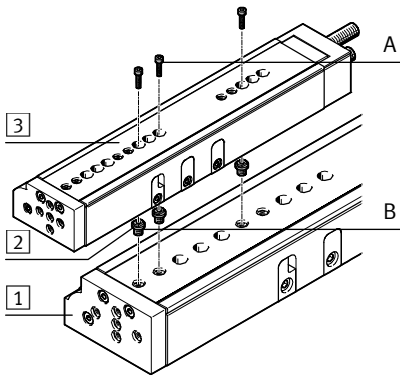
Festo AG & Co. KG

Postfach
73726 Esslingen
++49/(0)711/347-0
www.festo.com

**Verbindungshülse
ZBV – DGSL**

Bild 2

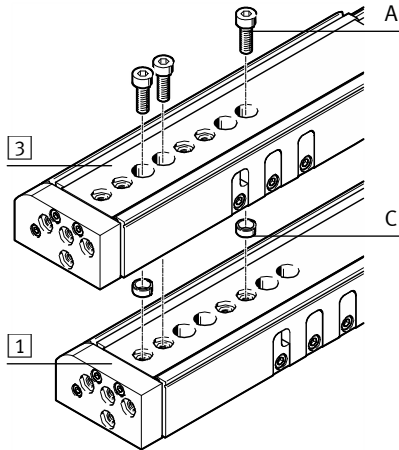
Mini-Schlitten DGSL mit Mini-Schlitten DGSL (Huckepack)



- 1 Mini-Schlitten DGSL
- 2 Verbindungshülse ZBV
- 3 Mini-Schlitten DGSL

Bild 4

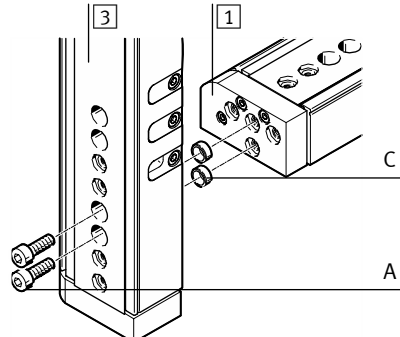
Mini-Schlitten DGSL mit Mini-Schlitten DGSL (Huckepack)



- 1 Mini-Schlitten DGSL
- 3 Mini-Schlitten DGSL

Bild 3

Mini-Schlitten DGSL mit Mini-Schlitten DGSL (Pick & Place)



- 1 Mini-Schlitten DGSL
- 3 Mini-Schlitten DGSL

→ **Hinweis**

- Beachten Sie, dass bei einigen Kombinationen Befestigungselemente übrig bleiben.

Bild	3 / 4		1 / 2	3 / 4	1 / 2	3 / 4		1 / 2	3 / 4	1 / 2	3 / 4		1 / 2	3 / 4	1 / 2	3 / 4	
	DGSL-		DGSL-		DGSL-		DGSL-		DGSL-		DGSL-		DGSL-		DGSL-		
1 Antrieb	4	6	8		10		12		16		20		25				
2 Bausatz	–	–	ZBV-	–	ZBV-	–	ZBV-	–	ZBV-	–	ZBV-	–	ZBV-	–			
	–	–	M4-7	–	M4-7	–	M5-7	–	M5-7	–	M6-9	–	M6-9	–			
3 Antrieb	DGSL-		DGSL-		DGSL-		DGSL-		DGSL-		DGSL-		DGSL-		DGSL-		
	4	4/6	4/6	8	4/6	8	10	8/10	12	8/10	12	16	12/16	20	12/16	20	25
	M _A ¹⁾ [Nm]																
A Zylinderschrauben nach DIN 912																	
M2,5x8	0,8		2x		2x												
M3x7	1,2	2x ²⁾															
M3x10		2x ²⁾															
M3x12								3x ⁴⁾		3x ⁴⁾							
M4x12	3			3x ^{2) 4)}		3x ^{2) 4)}						3x ⁴⁾		3x ⁴⁾			
M4x14						3x ^{2) 4)}											
M5x14	6							3x ^{2) 4)}									
M5x16										3x ^{2) 4)}							
M5x18											3x ^{2) 4)}						
M6x20	10											3x ⁴⁾		3x ^{2) 4)}			
M6x25																	
M6x30																	3x ^{2) 4)}
B Verbindungshülsen																	
ZBV-M4-7	3		2x		2x												
ZBV-M5-7	3							3x ⁴⁾		3x ⁴⁾							
ZBV-M6-9	3											3x ⁴⁾		3x ⁴⁾			
C Zentrierhülsen																	
ZBH-5		2x ³⁾	2x ³⁾														
ZBH-7				2x ³⁾		2x ³⁾			2x ³⁾			2x ³⁾					
ZBH-9													2x ³⁾				2x ³⁾

1) M_A = Anziehdrehmoment

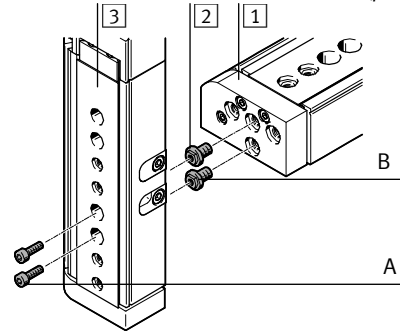
2) Diese Zylinderschrauben sind nicht im Lieferumfang.

3) Diese Zentrierhülsen liegen dem Mini-Schlitten DGSL bei.

4) Bei der Pick&Place-Variante sind bei einigen Kombinationen nur zwei Schrauben zur Befestigung erforderlich.

Fig. 1

Mini-slide DGSL with mini-slide DGSL (pick & place)



- 1 Mini-slide DGSL
- 2 Connector sleeve ZBV
- 3 Mini-slide DGSL

Assembly instructions (en)
728 579 / 2007-11a

FESTO

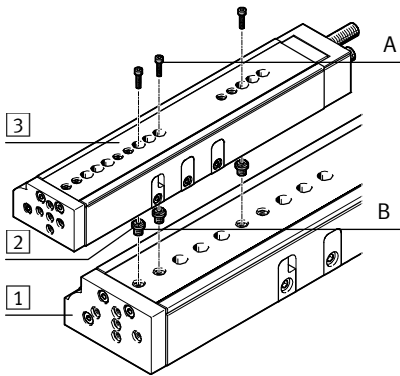
Festo AG & Co. KG

Postfach
73726 Esslingen
++49/(0)711/347-0
www.festo.com

**Connector sleeve
ZBV – DGSL**

Fig. 2

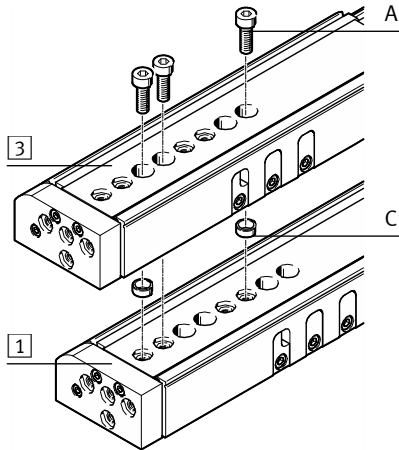
Mini-slide DGSL with mini-slide DGSL (piggy-back)



- 1 Mini-slide DGSL
- 2 Connector sleeve ZBV
- 3 Mini-slide DGSL

Fig. 4

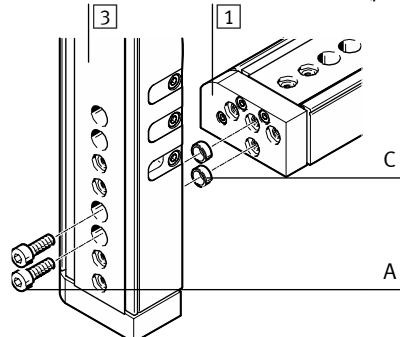
Mini-slide DGSL with mini-slide DGSL (piggy-back)



- 1 Mini-slide DGSL
- 3 Mini-slide DGSL

Fig. 3

Mini-slide DGSL with mini-slide DGSL (pick & place)



- 1 Mini-slide DGSL
- 3 Mini-slide DGSL

→ **Note**

- Note that mounting components may be left over with some combinations.

Fig.		3 / 4	1 / 2	3 / 4	1 / 2	3 / 4	1 / 2	3 / 4	1 / 2	3 / 4	1 / 2	3 / 4	1 / 2	3 / 4
1 Drive	DGSL-	4	6	8	10	12	16	20	25					
	Kit	—	—	ZBV-	—	ZBV-	—	ZBV-	—	ZBV-	—	ZBV-	—	ZBV-
3 Drive	DGSL-	4	4/6	4/6	8	4/6	8	10	8/10	12	8/10	12	16	12/16
	M _A ¹⁾ [Nm]													
A Socket head screws as per DIN 912														
M2,5x8	0.8			2x		2x								
M3x7	1.2		2x ²⁾											
M3x10			2x ²⁾											
M3x12									3x ⁴⁾		3x ⁴⁾			
M4x12	3			3x ^{2) 4)}		3x ^{2) 4)}					3x ⁴⁾		3x ⁴⁾	
M4x14						3x ^{2) 4)}								
M5x14	6							3x ^{2) 4)}						
M5x16										3x ^{2) 4)}				
M5x18											3x ^{2) 4)}			
M6x20	10											3x ^{2) 4)}		3x ^{2) 4)}
M6x25														
M6x30														3x ^{2) 4)}
B Connector sleeves														
ZBV-M4-7	3			2x		2x								
ZBV-M5-7	3							3x ⁴⁾		3x ⁴⁾				
ZBV-M6-9	3										3x ⁴⁾		3x ⁴⁾	
C Centring sleeves														
ZBH-5			2x ³⁾	2x ³⁾										
ZBH-7					2x ³⁾		2x ³⁾		2x ³⁾			2x ³⁾		
ZBH-9													2x ³⁾	2x ³⁾

1) M_A = Tightening torque
2) These socket head screws are not included in scope of delivery.

3) These centring sleeves are supplied with mini slide DGSL.
4) For some combinations with the pick & place variant, fastening with only two screws is necessary.