

How to Order?

Series No.	O.D. of Tube	Port Size	Ways	Thread Type
EHVFS	04: 4mm	5/32; 5/32"	M5: M5	Blank: 3 ways
EHVSS	06: 6mm	3/16; 3/16"	M6: M6	B: 2 ways
EHVFF	08: 8mm	1/4; 1/4"	01: 1/8"	Blank: G
...	10: 10mm	5/16; 5/16"	02: 1/4"	P: PT
	12: 12mm	3/8; 3/8"	03: 3/8"	
	14: 14mm	1/2; 1/2"	04: 1/2"	
	16: 16mm			

Specifications

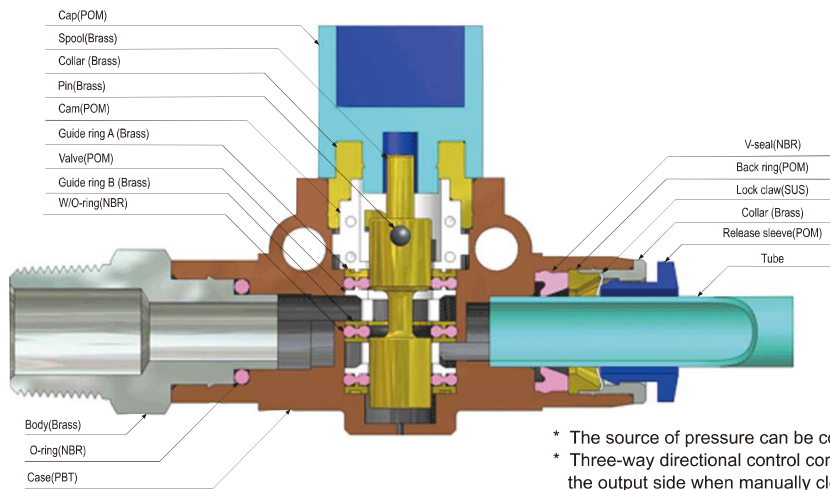
Working medium	Air, Vacuum
Working pressure (MPa)	0~0.8
Guaranteed pressure (MPa)	1.2
Working temperature (°C)	0~60
Tube material	Nylon PU tube

Order example:

EHVFS series plastic fitting, for 6mm OD tube, G1/8" port size, ERP code is EHVFS06-01G


Note: If both sides with tube, then will show its size accordingly. For example, EHVFF hand valve for both 6mm OD tube, ERP code is: EHVFF 06-06

Internal Structure




- * The source of pressure can be completely shut off by simply turning the knob.
- * Three-way directional control configuration releases the residual internal pressure on the output side when manually closed.
- * Ideal for inspecting or repairing any devices without compromising the safety.
- * Directionality of airflow may be selected from the tubing or threaded input side to the tubing or threaded output side.

Hand Valve




MODEL[ΦD-T]		
Tube(Metric)	Thread(PT)	
EHVFS 06-01P	EHVFS 10-02P	EHVFS 12-02P
EHVFS 06-02P	EHVFS 10-03P	EHVFS 12-03P
EHVFS 06-03P	EHVFS 10-04P	
EHVFS 08-01P		
EHVFS 08-02P		
EHVFS 08-03P		




MODEL[T1-T2]	
Thread(PT)	
EHVSS 01-01P	EHVSS 04-03P
EHVSS 02-01P	EHVSS 04-04P
EHVSS 02-02P	
EHVSS 03-02P	
EHVSS 03-03P	



MODEL[ΦD1-ΦD2]	
Tube(Metric)	
EHVFF 06-06	EHVFF 12-10
EHVFF 08-06	EHVFF 12-12
EHVFF 08-08	
EHVFF 10-08	
EHVFF 10-10	



MODEL[T-ΦD]		
Tube(Metric)	Thread(G)	
EHVFS06-01G	EHVFS08-03G	EHVFS12-02G
EHVFS06-02G	EHVFS10-02G	EHVFS12-03G
EHVFS06-03G	EHVFS10-03G	EHVFS12-04G
EHVFS08-01G	EHVFS10-04G	
EHVFS08-02G		



MODEL[ΦT1-ΦT2]	
Thread(G)	
EHVSS 01-02G	EHVSS 04-03G
EHVSS 02-01G	EHVSS 04-04G
EHVSS 02-02G	
EHVSS 03-02G	
EHVSS 03-03G	